



BICYCLE PEDAL INSTRUCTIONS

Thank you for buying Exustar pedals. With proper use and care, they will serve you well whether you are a competitive or a casual cyclist. We recommend Exustar cycling shoes for use with your Exustar pedals. Keep this document for future reference. There may be updated or additional information on our website: www.exustar.com

WARNING

For All Pedals

1. Carefully read these instructions before installing and using this product – improper use may lead to injury. 2. If reflectors are supplied with pedals, attach before riding at night. 3. Always ensure pedal axles are tightly secured to crank arms before each ride. 4. Loose, worn or damaged parts may lead to injury. 5. Consult a bicycle dealer if you have any questions, or doubts about your ability to perform the following procedures.

For Clip-in Pedals

1. Exustar clip-in pedals are compatible only with purpose-built cycling shoes. 2. If using Exustar pedals with other brands of shoes or cleats, you also need to consult that company's instructions. 3. The cleats included with these pedals are marked with a model number. Once you know the model number, refer to separate BICYCLE PEDAL SPECIFICATIONS sheet for more information about pedals and cleats. 4. Use only recommended cleats with your Exustar pedals. The use of non-compatible cleats may be unsafe, and will void warranty.

For Users of Pedals with Titanium Axles

Exustar recommends that riders over 85 kg (187 lb) do NOT use titanium axle-equipped pedals. Doing so will void warranty.

For Spinning

1. For Spinning cycling, use only Exustar pedals engineered specifically for Spinning. The use of other Exustar pedals for Spinning will void your warranty. Refer to BICYCLE PEDAL SPECIFICATIONS sheet for details or Exustar's website. 2. Exustar Spinning pedals are warranted for use by an individual rider only. Use by multiple riders will void warranty.

MAINTENANCE

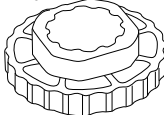
For All Pedals

1. Pedals should be serviced if: rotating pedal emits noise, rotation by hand feels rough, there is play in the bearings. 2. Bearings should be cleaned and regreased at least once every 12 months, or at least once every 6 months if riding predominantly in wet conditions. Damaged bearings should be replaced. 3. Replace pedals with fractures in body. 4. Replace pedals with damaged or loose cages.

For Pedals with Cartridge Axle

If your pedals are equipped with cartridge axles, unscrew using an Exustar Axle Removal Tool (optional extra). Use E-T02 or E-T03 with a standard socket wrench. The E-T09 wrench can be used without removing pedal from crank arm. Right pedal: turn clockwise; left pedal: turn counter-clockwise.

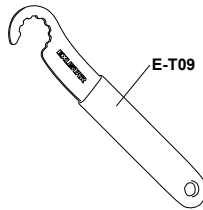
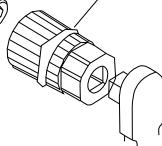
E-T02



Recommended retightening torque: 9-12 Nm (90-120 kgf/cm)



E-T03



E-T09

For Clip-in Pedals

1. To function properly, pedals and cleats must be kept free of debris and reasonably clean. 2. If pedals have exposed binding springs, lightly lubricate springs occasionally. 3. Minimise walking in cleated shoes as this accelerates wear. 4. Replace pedals with badly worn or damaged bindings. 5. Cleats that are badly worn, feel loose in pedal binding, or are difficult to disengage, should be replaced. 6. Occasional lubrication of cleat bolts will help prevent rust and seizure.

LIMITED WARRANTY

Exustar warrants this product under normal usage against defects in workmanship and materials to the original purchaser for one year from purchase date. 1. User assumes all risk of personal injury, damage to or failure of the product when it is used in stunt or ramp jumping, acrobatics or similar activities. 2. Use of titanium axle-equipped pedals by riders weighing over 85kg (187lbs) will void warranty. 3. Use of pedals for Spinning cycling other than those engineered specifically for Spinning, will void warranty. 4. Spinning pedals are warranted for use by an individual rider only. Use by multiple riders will void warranty. 5. This warranty does not cover any incidental or consequential damages, such as personal injury or any other losses due to accident, neglect, misuse, abuse, modification, normal wear and tear, improper assembly or maintenance. 6. When returning a defective Exustar product for warranty purposes, the claimant must provide proof of purchase and a written description of damages. 7. There are no other warranties implied except this express limited warranty.



Exustar Enterprise Co. Ltd.

Tel: +886 4 2380 2686
Fax: +886 4 2380 2636
Email: exustar@ms76.hinet.net
www.exustar.com
10-2007 Exustar Part no. ELO027-V6

Specifications subject to change without notice.
Exustar is a trademark of Exustar Enterprise Co. Ltd.
Copyright 2007 © Exustar Enterprise Co. Ltd.
All other trademarks are the property of their respective owners.